



## Product Overview

Product Description:

A range of new roller motor options to complement our current Roller motorisation offer.

## System Features and Benefits

- Child safe by design
- Suitable for both Roller and Mirage fabrics
- Ultra-thin motor head offers better fabric coverage
- Type C charging port
- Soft stop and start feature
- Constant speed feature
- Multiple limit positions (max 6)
- Easy to understand and install
- Very quiet operation
- Multi-channel/grouping options available
- Competitive range of products
- 2 Year Warranty on motors

## Technical Information - Recommended Size Parameters:

**For MH050: 22mm Rechargeable motor (1.2Nm / 30rpm):**

Min Width	520mm
Min Drop	200mm
Max Weight	2 Kg

Using 32mm tube:

Fabric Group	Width				Drop
	500mm	1000mm	1500mm	2000mm	
Up to 200g/m sq	4000mm	4000mm	4000mm	3000mm	
200>300g/m sq	4000mm	4000mm	3000mm	2000mm	
300>425g/m sq	4000mm	3500mm	2000mm	1500mm	





## Technical Information - Recommended Size Parameters:

### For MH051: 25mm Rechargeable motor (1.2Nm / 30rpm):

Min Width	520mm
Min Drop	200mm
Max Weight	3.5 Kg

### Using 32mm tube:

Fabric Group	Width				Drop
	500mm	1000mm	1500mm	2000mm	
Up to 200g/m sq	4000mm	4000mm	4000mm	4000mm	32mm RH307
200>300g/m sq	4000mm	4000mm	4000mm	4000mm	
300>425g/m sq	4000mm	4000mm	3500mm	2700mm	

### Using 40mm tube:

Fabric Group	Width					Drop
	500mm	1000mm	1500mm	2000mm	2500mm	
Up to 200g/m sq	5000mm	5000mm	5000mm	5000mm	4400mm	40mm RH132
200>300g/m sq	5000mm	5000mm	5000mm	3800mm	3000mm	
300>425g/m sq	5000mm	5000mm	3700mm	2700mm	2000mm	

### Using 48mm tube:

Fabric Group	Width							Drop
	500mm	1000mm	1500mm	2000mm	2500mm	3000mm	3500mm	
Up to 200g/m sq	6000mm	6000mm	6000mm	5700mm	4400mm	3500mm*	2800mm*	48mm RH133
200>300g/m sq	6000mm	6000mm	5300mm	3800mm	3000mm	2300mm*	1900mm*	
300>425g/m sq	6000mm	5800mm	3700mm	2700mm	2000mm	1600mm*	1300mm*	

\* Max drop recommendation driven by tube deflection and not max weight capability



## Technical Information - Recommended Size Parameters:

### For MH052: 28mm Rechargeable motor (1.8Nm / 25rpm):

Min Width	650mm
Min Drop	200mm
Max Weight	5.5 Kg

### Using 40mm tube

Fabric Group	Width				Drop
	1000mm	1500mm	2000mm	2500mm	
Up to 200g/m sq	5000mm	5000mm	5000mm	5000mm	Drop
200>300g/m sq	5000mm	5000mm	5000mm	4500mm	
300>425g/m sq	5000mm	5000mm	4000mm	3100mm	



### Using 48mm tube:

Fabric Group	Width						Drop
	1000mm	1500mm	2000mm	2500mm	3000mm	3500mm	
Up to 200g/m sq	6000mm	6000mm	6000mm	6000mm	4750mm*	4000mm*	Drop
200>300g/m sq	6000mm	6000mm	5700mm	4500mm	3250mm*	2750mm*	
300>425g/m sq	6000mm	5500mm	4000mm	3100mm	2250mm*	2000mm*	



\* Max drop recommendation driven by tube deflection and not max weight capability



## Technical Information - Recommended Size Parameters:

### For MH056: 28mm AC motor (1.8Nm / 25rpm):

Min Width	650mm
Min Drop	200mm
Max Weight	9 Kg

### Using 40mm tube:

Fabric Group	Width				Drop
	1000mm	1500mm	2000mm	2500mm	
Up to 200g/m sq	5000mm	5000mm	5000mm	5000mm	Drop
200>300g/m sq	5000mm	5000mm	5000mm	5000mm	
300>425g/m sq	5000mm	5000mm	5000mm	5000mm	



### Using 48mm tube:

Fabric Group	Width						Drop
	1000mm	1500mm	2000mm	2500mm	3000mm	3500mm	
Up to 200g/m sq	6000mm	6000mm	6000mm	6000mm	4750mm*	4000mm*	Drop
200>300g/m sq	6000mm	6000mm	6000mm	6000mm	3250mm*	2750mm*	
300>425g/m sq	6000mm	6000mm	6000mm	6000mm	2250mm*	2000mm*	



\* Max drop recommendation driven by tube deflection and not max weight capability



**Measurement Information: Standard Roller**

Recess Fit			
Blind Width	Recess size (mm) – 10mm	Blind Drop	Measured Drop (mm)
Tube size	Blind width – 30mm	Bottom bar	Tube size
Fabric Width	Tube size		
Fabric Drop	Blind Drop + 350mm (allow extra for scallop shapes as per normal)		

Face Fit			
Blind Width	Measured size (mm)	Blind Drop	Measured Drop
Tube size	Blind width – 30mm	Bottom bar	Tube size
Fabric Width	Tube size		
Fabric Drop	Blind Drop + 350mm (allow extra for scallop shapes as per normal)		

**Measurement Information: Roller with Mounting Profile**

Recess Fit			
Blind Width	Recess size (mm) – 10mm	Blind Drop	Measured Drop (mm)
Mounting Profile	Blind width – 3mm	Tube size	Backbar Width – 30mm
Bottom Bar	Tube size	Fabric Width	Tube size
Fabric Drop	Blind Drop + 350mm (allow extra for scallop shapes as per normal)		

Face Fit			
Blind Width	Measured size (mm)	Blind Drop	Measured Drop
Tube size	Blind width – 3mm	Tube size	Backbar Width – 30mm
Fabric Width	Tube size	Fabric Width	Tube size
Fabric Drop	Blind Drop + 350mm (allow extra for scallop shapes as per normal)		



**Measurement Information: Roller with Universal Fascia**

Recess Fit			
Blind Width	Recess size (mm) – 10mm	Blind Drop	Measured Drop (mm)
Fascia	Blind width – 6mm	Tube size	Fascia Width – 30mm
Bottom Bar	Tube size	Fabric Width	Tube size
Fabric Drop	Blind Drop + 350mm (allow extra for scallop shapes as per normal)		

Face Fit			
Blind Width	Measured size (mm)	Blind Drop	Measured Drop
Fascia	Blind width – 6mm	Tube size	Fascia Width – 30mm
Bottom Bar	Tube size	Fabric Width	Tube size
Fabric Drop	Blind Drop + 350mm (allow extra for scallop shapes as per normal)		

**Power Specification:**

Battery/Power Options			
	Part Code	Capacity	Expected Battery Life*
22mm rechargeable motor (0.5Nm / 25rpm)	MH050	2600mAh	6 Months
25mm rechargeable motor (1.2Nm / 30rpm)	MH051	2600mAh	6 Months
28mm rechargeable motor (1.8Nm / 25rpm)	MH052	2600mAh	6 months
28mm AC motor (1.8Nm / 25rpm)	MH056	N/A	N/A

\*Note: Based on an average sized blind operated once (up & down) per day.

*It is recommended that lithium ion batteries are recharged fully at least once every 6 months to prolong the life expectancy of the battery.*



## Product Overview

**Raise/Lower:** This is done via handset (see programming instructions)  
Grouping and multichannel options are available (see programming instructions)

**Grouping recommendations:** We recommend a maximum of 5 motors grouped into one channel.

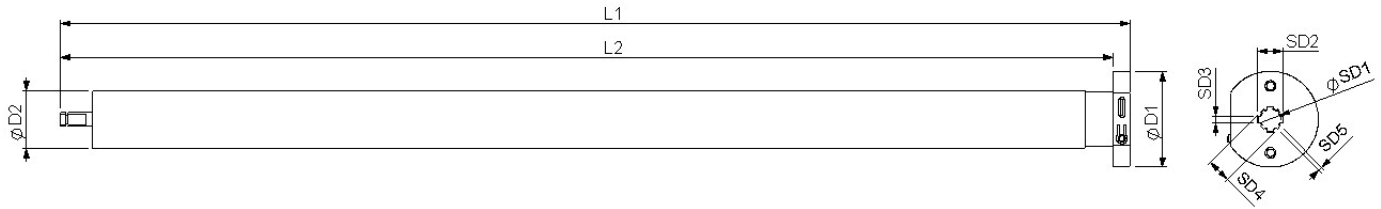
**App Control:** All motors are compatible with the Powershade Smart Controller, this gives the option of controlling all motors from your smart device.

### Motorised Parts available from Eclipse:

Part Code	Description	Carton Qty
MH050	22mm Rechargeable Roller Motor	1
MH051	25mm Rechargeable Roller Motor	1
MH052	28mm Rechargeable Roller Motor	1
MH056	28mm AC Roller Motor	1
MH054	25mm Rechargeable Roller Motor [Bulk Pack]	50
MH061	25mm Motor C+D for RH307	1
MH062	25mm Motor C+D for RH131, RH132 & RH133	1
MH063	28mm Motor C+D for RH131	1
MH064	28mm Motor C+D for RH132 & RH133	1
MH070	Single Channel Remote	1
MH071	6 Channel Remote	1
MH072	16 Channel Remote	1
MH073	Charger (UK Plug)	1
MH074	5m Cable	1
MH076	Wall Switch - 6 Channel	1



Motor Dimensions:



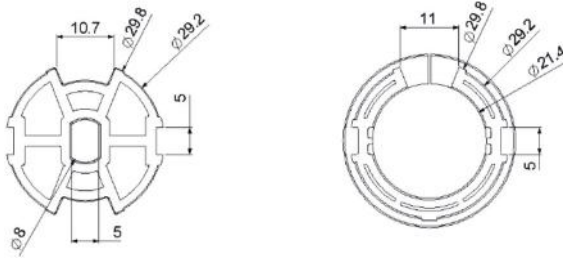
Motor	Lengths		Diameters		Slot Detail (Bracket Adaptor Slot)				
	L1	L2	D1	D2	SD1	SD2	SD3	SD4	SD5
MH050 – 22mm	399mm	392mm	47mm	22mm	8.7mm	10.7mm	2.8mm	10mm	1.7mm
MH051 – 25mm	447mm	440mm	47mm	24mm	8.7mm	10.7mm	2.8mm	10mm	1.7mm
MH052 – 28mm	577mm	570mm	47mm	28.7mm	8.7mm	10.7mm	2.8mm	10mm	1.7mm
MH056 – 28mm	577mm	570mm	40mm	28.7mm	8.7mm	10.7mm	2.8mm	10mm	1.7mm



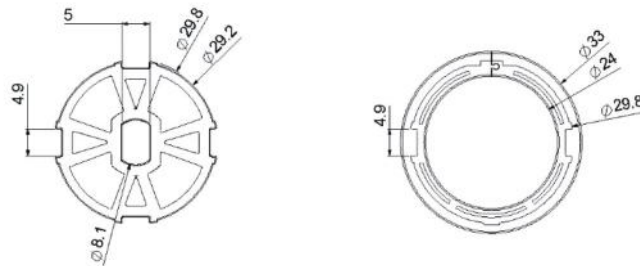


**Crown & Drive Dimensions:**

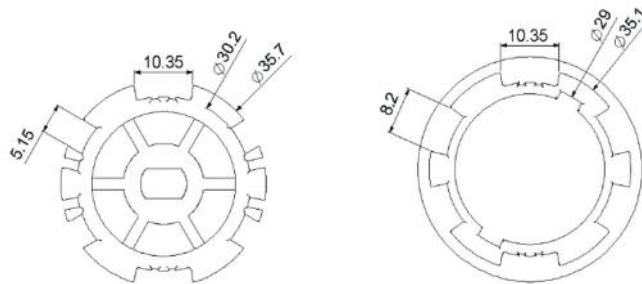
MH060 – For use with MH050 & RH130 or RH307 - 32mm Tubes:



MH061 – For use with MH051 & RH307 - 32mm Tube:



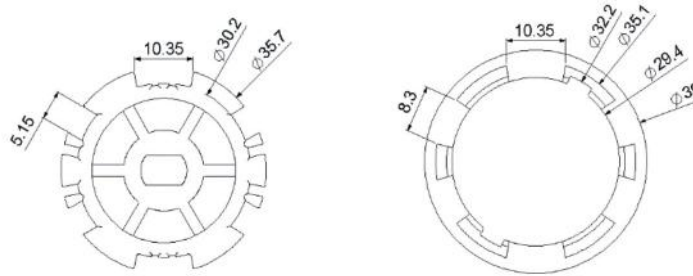
MH062 – For use with MH051 & RH131/RH132 - 40mm Tube:





**Crown & Drive Dimensions:**

MH063 – For use with MH052 & RH131 - 40mm Tube:



MH064 – For use with MH052 & RH132 - 40mm Tube or RH133 – 48mm Tube:

